


South Infirmar-y-Victoria University Hospital  
Old Blackrock Road, Cork T12 X23H  
Tel 00353 21 4926100

## South Infirmar-y-Victoria University Hospital Health Passport for Children



**Your Health Passport will tell  
hospital staff about you and help  
them to look after you well.**

**Please make sure your information  
is up to date.**

### Staff:

**Please read this Health Passport and make  
reasonable adjustments before you undertake  
any assessment, examination, treatment or care.**

**Try to make this passport easily available to all  
staff involved in care.**




Seirbhís Sláinte  
Níos Fearr  
á Forbairt

Building a  
Better Health  
Service

**(This Health Passport has been adapted  
from the HSE Health Passport)**

Please fill in this passport with your parent or carer before coming to hospital.

This passport will tell staff all about you so we will know what you like and do not like.




Part One of this booklet is your health passport



Part Two of this booklet will tell you a social story about coming to hospital





# Part One: Health Passport




**My Name is:**

\_\_\_\_\_

I like to be called:

\_\_\_\_\_

\_\_\_\_\_




**My Parent/Guardian**

Name:

\_\_\_\_\_

Telephone Number:

\_\_\_\_\_



I communicate by


\_\_\_\_\_

\_\_\_\_\_

How best to communicate  
with me

\_\_\_\_\_

\_\_\_\_\_




Things I like (what makes me happy, things I like to do, see or talk about)

---

---

---



Things I do not like (what upsets me, things I do not like to do, see or talk about)

---

---


---



What I do if I am afraid or worried

---

---



How you can support me if I am afraid or worried

---

---

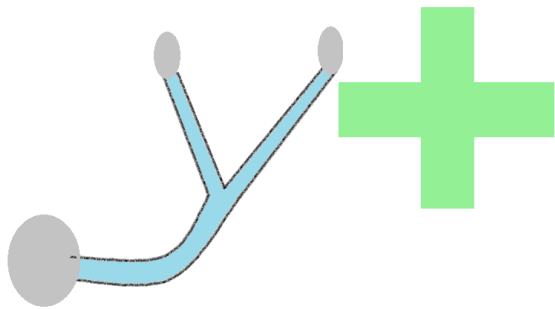


Things I do if I am sore or in pain

---

---

---




How best to gain my help when examining or caring for me

---

---

---




Foods I like

---

---

---



Foods I do not like

---

---

---

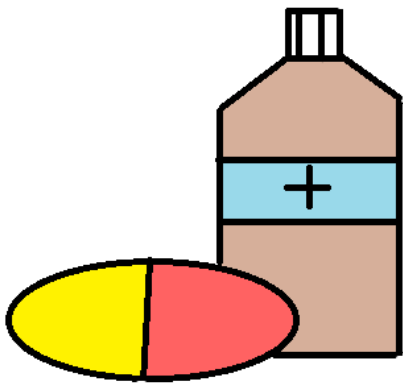


Help I need with eating

---

---

---




How I like to take medicine  
e.g. liquid/in food

---

---

---




Help I need with moving

---

---

---

---



Items that make me feel calm (teddy, tablet, toy).

---

---

---

---

Anything else you should know about me (anything else we can do to make your hospital visit easier for you)

---

---

---

---

**Please bring this passport to hospital with you.**

**If you have something that helps you feel calm like a teddy or a toy/sensory item, please bring this to theatre with you.**







**Part Two:**  
**Social Story**  
**Coming to Hospital**

# All About Your Visit to Hospital - Social Story



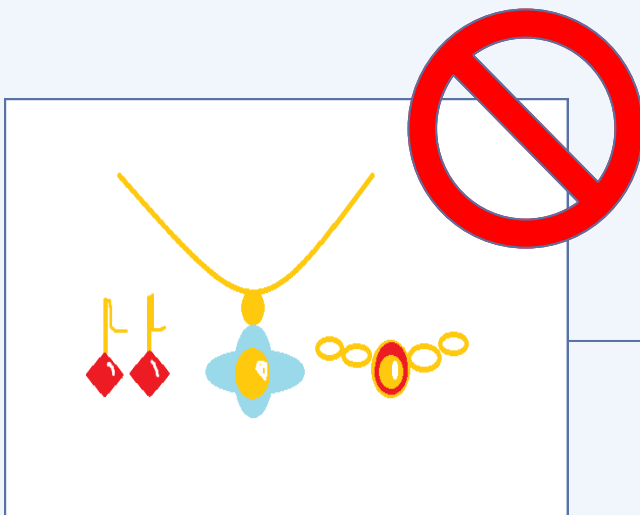
South Infirmary Victoria University Hospital  
Old Blackrock Road, Cork T12 X23H  
Tel 00353 21 4926100



In the morning  
before your operation  
it is very important  
that you do not eat  
any breakfast.




Make sure to bring  
your  
completed hospital  
passport with you.



Please do not wear  
any jewellery or make  
up for your operation.



When you arrive in hospital go to admissions.



Admissions will ask you a few questions about yourself.



Admissions will bring you up to the ward to meet the ward nurse who will look after you.



Make sure to show the nurse your hospital passport.



The doctors and nurse will ask you a few more questions about yourself on the ward.



The nurse will check you with some monitors.

If you are **not** going to theatre, you can now go to the last page of this story



We will give you a gown and hat to put on.



You might like to relax and play with some toys while you wait to go to theatre.



Now it is time to go to theatre. The nurse will go with you. Your parent/carer will go with you too.



In theatre there are lots of people wearing scrubs.



The doctors and nurses will ask you a few more questions in the waiting room. You can ask them questions too.



The nurse from theatre will bring you in to the operating room. Your parent or carer will go with you.



The doctors and nurses will check your name band to make sure they have the right person for the right operation.

The nurse in this picture is wearing a face shield and a mask. They help us to look after you safely.





We will put some monitors on your finger your chest and your arm.

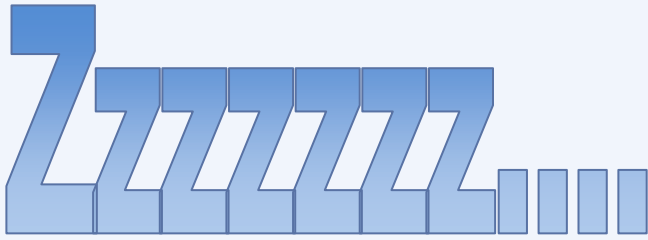


The doctor might need to put a plastic straw in your hand called Freddy.



The doctors and nurses will ask you to blow into a mask. It will smell a bit funny.





Now you will be off for a sleep.




You will wake up in the recovery room. There will be another nurse there to look after you.



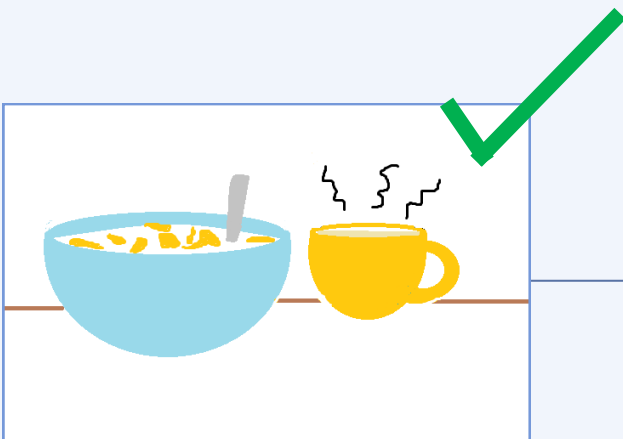
When you are comfortable enough the ward nurse will come and collect you.



The porter and nurse will bring you back to the ward in your bed.



The nurse will get you comfortable in your bed and check you with some monitors again.



Now your operation is over it is time to have something to eat.




Thank you for being  
so good in  
hospital.

Your nurse will give  
you a bravery cert  
before you go home.

# Thank You

Thank you to Children's Ward for sharing their story to go  
in the SIVUH Health Passport and to everyone involved in  
the development of this booklet.



**Further Information:**

SIVUH Hospital website: [www.sivuh.ie](http://www.sivuh.ie)

Telephone: 0214296100

Some pictures in this booklet were taken prior to the COVID-19 pandemic. Infection control guidelines will be followed by hospital staff at all times during your admission.



Seirbhís Sláinte  
Níos Fearr  
á Forbairt

Building a  
Better Health  
Service



South Infirmar Victoria University Hospital  
Old Blackrock Road, Cork T12 X23H

Tel 00353 21 4926100

**This booklet was developed as part of a service innovation project funded by Cork/Kerry ONMSD**